

Mortdale



July 2011

Matters



Australian Model Railway Association New South Wales Branch Inc. News

Mortdale



July 2011

Matters

From the editors: Hello and welcome to the July issue of Mortdale Matters. What a busy time it has been at the club! There has been the continued construction of the O scale exhibition layout, the members' auction and general layout work and operation.

The AMRA celebrated its 60th anniversary in Melbourne, some of our club members went to the anniversary celebration and have brought back photos and stories from the event, to find out more and see what happened see page 6, 7 and 8.

Upcoming events include a weathering clinic by Rod Fussell on the evening of Friday 8th July and the monthly forum on 18th July.

The fast approaching 49th Sydney Model Railway Exhibition over the October long weekend is on its way and as usual, we need as many volunteers as possible to make this exhibition of our great club run smoothly. We need volunteers for the 1st, 2nd and 3rd of October and the 31st of September for the set up day. As a volunteer you will be provided with lunch if you volunteer for six continuous hours as well as free entry to the exhibition and lengthy breaks. Details will be out soon.

The Open Modelling Competition will be held during the exhibition period. AMRA encourages modellers to submit a piece of work in to the competition. There are six categories including Scratchbuilt locomotive, Scratchbuilt Rolling Stock, Scratchbuilt Lineside Structure, Kitbased/Kitbashed/Proprietary Modified Locomotive, Kitbased/Kitbashed/Proprietary Modified Rolling Stock, Kitbased/Kitbashed/Proprietary Modified Lineside Structure; and school student category. Prizes are issued for 1st, 2nd and 3rd placers with a prize pool of \$100 in each category. Entry forms are available at the clubrooms.

AMRA also has our Open Day on the Sunday the 23rd of October, just after the exhibition. So start telling your friends and family about this. It is great day to showcase our club to the public. Entry is by gold coin donation for non members.

That's all from us; enjoy this huge edition of Mortdale Matters.

Keep safe and happy modelling

Mark Dalli and Thomas Durber

AMRA NSW Mortdale Matters editors

On the cover: 3642 leads one of the tour trains for the Hunter Valley Steamfest through Wirragulla (south of Dungog) on 10th April 2011.

PHOTO by Geoff Lanham

On the back cover: The AMRA photo competition for the diamond anniversary was won by Barry Wilcockson with his photo of 3616 passing through Redfern station in the 1970's.

PHOTO by Barry Wilcockson

Submitting to Mortdale Matters

With so much continually happening at our Clubrooms, it's easy for something to slip through the cracks. *Mortdale Matters* especially needs photos! Prototype photos will also be included with each issue but the main focus will always be on Branch activities and events. Any prototype photos or information will be considered. If you have a photo send it in, even if you don't think it will be published in the next issue just try, you'll be surprised. Just leave a disk/CD in the Journal pigeonhole in the office or send me an email at mdalli.mmatters@gmail.com with the photo and a brief description of the photo. The image size does not need to be larger than 1024 x 768.

I must emphasise that ALL submissions must be original material, i.e. photos that you've taken yourself or articles that you have written yourself.

Material is published in *Mortdale Matters* at the committee's discretion. The deadline for submitting material for the September 2011 issue is strictly 15th August 2011.

Subscribing to Mortdale Matters

Mortdale Matters is an e - newsletter. That simply means that it is electronic news. To subscribe to this e-newsletter please send an email to our publicity officer Phil pjlee@iinet.net.au

to let him know that you would like this sent to you. The file is sent via email and is around 2 - 3 MB and anyone can get this sent to them. A reminder that *Mortdale Matters* is not put up on the internet until some time after email copies go out. If you do not have capable internet or email you can pick up a hard copy at the clubrooms. If you cannot pick up a copy at the clubrooms, or do not have email, contact Philip Lee to have *Mortdale Matters* posted to you.

Branch Officers 2011/Contacts

ELECTED	President	Barry Wilcockson	president@amransw.asn.au
	Vice President	David Bennett	vicepresident@amransw.asn.au
	Secretary	Geoff Lanham	secretary@amransw.asn.au
	Treasurer	Marilyn Wilcockson	treasurer@amransw.asn.au
	Exhibition Manager	Alan Cross	exhibamransw@optusnet.com.au
	Publicity Officer	Philip Lee	publicityofficer@amransw.asn.au
			pjlee@iinet.net.au
	Junior Development Officer	Rod Fussell	juniordev@amransw.asn.au
APPOINTED	Journal Sub-Editor	Rod Fussell	subeditor@amransw.asn.au
	Auctioneers	Denis Gilmore / Alan Tonks	
	Building Manager	David Bennett	vicepresident@amransw.asn.au
	Librarians	John Smythe	
		Fred Stell	
	Exhibition Roster Clerk	Steven Edwards	rosterclerk@amransw.asn.au
	Historian	June Larmour	historian@amransw.asn.au
	Webmaster	David Bennett	vicepresident@amransw.asn.au
LAYOUT	O Scale	Maurie Haynes	
	N Scale	David Bennett	ngauge@amransw.asn.au
SUB-COMMITTEE			
CO-ORDINATORS	Stoney Creek (HO Permanent)	Denis Gilmore	stoneycreek@amransw.asn.au
	East Matelend (HO Exhibition)	Barry Wilcockson	president@amransw.asn.au
	U-Drive	Bill Whale	udrive@amransw.asn.au
	O Scale Exhibition	Lance Pickering	

Around the Clubrooms



Mitch Morgan's outstanding HO scale models of FreightCorp's 8006 and 48150 make their journey to Brewers Creek on the heavy branch.

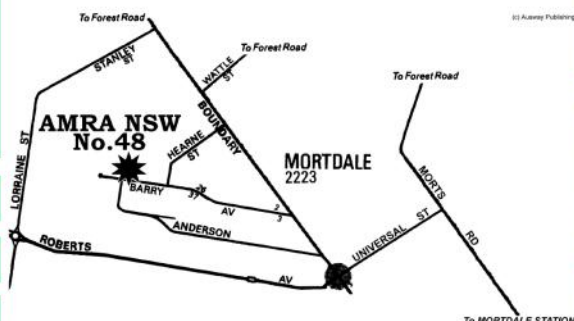
PHOTO by Mark Dalli

Open Day



Australian Model Railway Association - NSW Branch

- 48 Barry Avenue Mortdale -
- Sunday 23rd of October 2011 -
- 10am until 4pm -
- visitor entry by gold coin donation -



N Scale (1:160) - HO Scale (1:87) - O Scale (1:43)
"U-Drive" HO Layout - Sausage sizzle - Retail Outlets

For more information please call (02)9153-5901 or visit www.amransw.asn.au

AMRA NSW Branch Inc. PROGRAMME AUG/OCT 2011

AUGUST

Wed	3rd	"Daylighters" - General Activities (see Notes)		10am until 5pm
Fri	5th	Layout Operation / <i>Structured Running</i> (see Notes)		7:30pm until 10pm
Sat	6th	General Activities / <i>Layout Construction Day</i> (see Notes)		10am until late
Wed	10th	"Daylighters" - General Activities (see Notes)		10am until 5pm
Fri	12th	Feature Night – TBA... if not possible General Activities		7:30pm until 10pm
Sat	13th	Layout Operation (see Notes) & Monthly Forum		10am until late
		Ladies Needles & Natter		2pm
Wed	17th	"Daylighters" - General Activities (see Notes)		10am until 5pm
Fri	19th	Layout Operation – Australian Steam / <i>Structured Running</i> (see Notes)		7:30pm until 10pm
Sat	20th	General Activities / <i>Layout Construction Day</i> (see Notes)		10am until late
Sun	21st	<i>Stoney Creek Work Day</i>	<i>No Facility Fee</i>	10am until finished
Wed	24th	"Daylighters" - General Activities (see Notes)		10am until 5pm
Fri	26th	Train Maintenance and Testing Night		7:30pm until 10pm
Sat	27th	Layout Operation (see Notes)		10am until late
Wed	31st	"Daylighters" - General Activities (see Notes)		10am until 5pm

SEPTEMBER

Fri	2nd	Layout Operation / <i>Structured Running</i> (see Notes)		7:30pm until 10pm
Sat	3rd	General Activities / <i>Layout Construction Day</i> (see Notes)		10am until late
Wed	7th	"Daylighters" - General Activities (see Notes)		10am until 5pm
Fri	9th	Feature Night – TBA... if not possible General Activities		7:30pm until 10pm
Sat	10th	Layout Operation (see Notes) & Monthly Forum		10am until late
		Ladies Needles & Natter		2pm
Wed	14th	"Daylighters" - General Activities (see Notes)		10am until 5pm
Fri	16th	Layout Operation – United Kingdom / <i>Structured Running</i> (see Notes)		7:30pm until 10pm
Sat	17th	General Activities / <i>Layout Construction</i> (see Notes)		10am until late
Sun	18th	<i>Stoney Creek Work Day</i>	<i>No Facility Fee</i>	10am until finished
Wed	21st	"Daylighters" - General Activities (see Notes)		10am until 5pm
Fri	23rd	Pre Exhibition Working Bee		7:30pm until 10pm
Sat	24th	Pre Exhibition Working Bee		10am until late
Wed	28th	"Daylighters" - General Activities (see Notes)		10am until 5pm
Fri	30th	Exhibition Setup, Mortdale / Liverpool	<i>Pre-registered Lunch</i>	from 8am until late

OCTOBER

Sat	1st	<u>SYDNEY MODEL RAILWAY EXHIBITION</u>	<i>Pre-registered Lunch</i>	9am to 5pm
		Awards - afterward from approx		6pm until late
Sun	2nd	<u>SYDNEY MODEL RAILWAY EXHIBITION</u>	<i>Pre-registered Lunch</i>	9am to 5pm
Mon	3rd	<u>SYDNEY MODEL RAILWAY EXHIBITION</u>	<i>Pre-registered Lunch</i>	9am to 4pm
		Pack up and return to clubroom after		4pm until finish
Wed	5th	"Daylighters" - General Activities (see Notes)		10am until 5pm
Fri	7th	Layout Operation / <i>Structured Running</i> (see Notes)		7:30pm until 10pm
Sat	8th	Layout Operation (see Notes)		10am until late
		Ladies Needles & Natter		2pm
Wed	12th	"Daylighters" - General Activities (see Notes)		10am until 5pm
Fri	14th	Feature Night – <u>Slide Show by Glenn Percival...</u> if not possible General Activities		7:30pm until 10pm
Sat	15th	General Activities / <i>Layout Construction Day</i> (see Notes) & Monthly Forum		10am until late
Sun	16th	<i>Stoney Creek Work Day</i>	<i>No Facility Fee</i>	10am until finished
Wed	19th	"Daylighters" - General Activities (see Notes)		10am until 5pm
Fri	21st	Layout Operation – Australian Diesel / <i>Structured Running</i> (see Notes)		7:30pm until 10pm
Sat	22nd	Open Day – Preparation / <i>Layout Construction Day</i> (see Notes)		10am until late
Sun	23rd	** OPEN DAY **		10am until 4pm, visitor entry by gold coin donation
Wed	26th	"Daylighters" - General Activities (see Notes)		10am until 5pm
Fri	28th	Train Maintenance and Testing Night		7:30pm until 10pm
Sat	29th	Layout Operation (see Notes)		10am until late

NOTES

WORK NIGHTS: every Monday night, please check with the appropriate layout supervisor, 7:30pm until 10pm, No Facility Fee

LAYOUT OPERATION: O and N Scales operational, HO (fixed) *as permitted during construction*

STRUCTURED RUNNING: Sequenced or timetabled operation as organised for each layout

GENERAL ACTIVITIES: the facilities may be used *as permitted* e.g. layout construction, some running, modelling, library, etc

Members Facility Fee unless otherwise indicated: Adults \$5, Juniors/Seniors (70+) \$3.

Guests are welcome unless otherwise indicated

This program may be subject to change without notice where necessary. Updated programmes available from the Clubrooms, or from www.amransw.asn.au

Address: 48 Barry Avenue (PO Box 277), Mortdale NSW 2223 - Phone (02) 9153-5901, Fax (02) 9153-5905

AMRA's Diamond Anniversary

1951-2011

The Australian Model Railway Association's 60th Birthday was on the 18th May 2011! That could not be so? After all it is not that many years ago that we celebrated our 50th Anniversary here in NSW. So your Federal Committee decided that we will probably have it in Sydney, but after some discussion with our Victorian Branch and as AMRA was originally formed in Melbourne and we wished to have our last surviving foundation members, Tim and Margaret Dunlop in attendance, it was Melbourne.

Fortunately, a volunteer Tony Hough was forthcoming, as Chairman, and with his Diamond Anniversary committee, then set about the unenviable task of putting together the Celebration programme.

The success of these endeavours was soon evident to those members that enthusiastically registered and were in attendance on Friday, Saturday, Sunday and those also able to visit DVR on Monday.



On Saturday, those members whom did not attend the AMRA 60th Anniversary Celebrations missed the opportunity to visit and inspect some very good, interesting and innovative model railway layouts, generously made available by a number of our members. (Photo left: Stuart Westerman's H0 scale "Mousehaven Railway"). For details see 60th Anniversary Journal.

On Saturday evening, the Celebration Dinner was held, Member No.1 Tim Dunlop presented to the Federal Committee, a copy of the AMRA Standards, as originally printed with the latest updated version combined, with copies to be sent to each of the State Branches (See Below Photo).

Between courses was the cutting of the Diamond Anniversary cake by Member No.1 and yours truly, and a number of the 60th Anniversary awards were presented to those members present, Tim and Margaret Dunlop, John Harry and William [Bill] Secker, plus a Meritorious Award to Anthony [Tony] Hough.

After an enjoyable dinner, we returned to the Vic. Branch Clubrooms for the drawing of the raffle and lucky door prizes and presentation of the Awards to Norman Rawlings, Queensland Branch, and Brian Tyson, Federal Treasurer.



The following members were nominated by their respective State Branch; Barry Wilcockson, NSW; Dennis Ling, WA; Peter Dusha, Qld; Geoff Brown, Vic; also, Stuart Pattison, Journal Editor/Publisher; Stuart Westerman, VicPrint; and Stephen Chapman, Federal Registrar and Web Master; as Federal Committee nominees and would be presented at some convenient time and location.



On Sunday, after a rather short night's sleep, it was on the train at Southern Cross station to Castlemaine, including a visit to the still hand operated signal box (see above photo), then onto the Victorian Goldfields Railway steam hauled train to Maldon 'Australia's First Notable Town' for lunch and inspection of the Pioneer Museum, containing some very interesting items related to the past and gold mining.

The return journey was back to Castlemaine again by steam train, and return to Southern Cross by V'locity train after a very enjoyable day.

Sunday's alternate trip was to Puffing Billy and the Yarra Valley Tourist railways.

For those fortunate enough to have Monday free, it was off to the Diamond Valley Railway (see right photo) at Eltham Lower Park for a day of viewing and riding the wonderful trains,



with their beautifully constructed and impressive steam and diesel outline locomotives, on the 7 1/4" gauge track. This has to be one of the largest miniature railways in Australia, and I am afraid I cannot find the descriptive words to do it justice, and must recommend that as a railway/railroad enthusiast/modeller you must make a visit to it to really enjoy and appreciate the work involved in building and maintaining it.

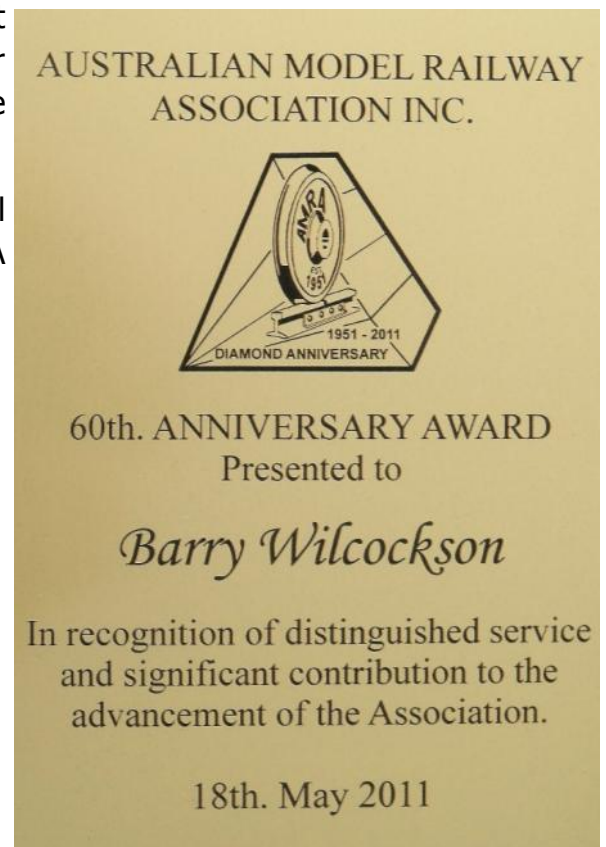
This concluded a well organised and enjoyable model railway/railroad weekend among our fellow AMRA members, which is unfortunately not frequent enough.

Graham Larmour
Federal President

➤ Our President Barry Wilcockson received this 60th anniversary award (photo at right) for his contribution and services to the association (see page 8).

PHOTO by Graham Larmour

**ALL PHOTOS ON PAGE 6 AND 7
BY GLENN PERCIVAL.**





THE AUSTRALIAN MODEL RAILWAY ASSOCIATION
**NEW SOUTH WALES BRANCH
INCORPORATED.**

Telephone (02) 9153 5901
Facsimile (02) 9153 5905
P.O. Box 277 MORTDALE N.S.W 2223

Mr. Graham Larmour
Federal President
Australian Model Railway Association
42 McMillan Street
Yagoona NSW 2199

Dear Graham

I wish to nominate Barry Wilcockson for a 60th Anniversary award in the category "Most outstanding member in the NSW Branch"

I consider that Barry meets the criteria outlined in the AMRA Federal letter dated 1st February 2011 as follows

- Is a member for the 2010 – 2011 membership year as Barry is a paid life member
- Has been a member of AMRA since 1991
- 1) Has served as President of the NSW Branch since 2002
- 3) Has previously received a Meritorious Award in 2005

As President of the New South Wales Branch since 2002 Barry has proved leadership to the Branch during an important period in the history of NSW Branch. This saw the Branch relocate from its Rockdale premises to the current Mortdale premises. This went far beyond a simple move and relocation due to the considerable amount of redevelopment and building work that needed to be undertaken and completed in order to provide the NSW Branch with the facilities it now has.

The relocation of the NSW Branch to Mortdale has also involved the construction of an entirely new fixed HO layout (Stoney Creek). Barry has been actively involved in the HO layout committee that has guided the development of this layout. He has performed a considerable amount of effort on the electrical aspect of the layout including substantial considerable "underlayout" wiring work and has constructed and wired a number of control panels for the layout.

Barry has also used his electrical expertise to tackle electrical tasks within the NSW Branch such as the O scale fixed layout and testing and tagging equipment including that used for the Branch's annual exhibition.

Barry has also been heavily involved in the running of the Branch's annual October exhibition as he has undertaken the organization of the judging of the layouts and modelling competition including the gathering of entries, organization of judging and the subsequent preparation of awards.

I consider that Barry has made a significant contribution to the AMRA NSW Branch and would be a worthy recipient of a 60th Anniversary Award.

Regards

Geoff Lanham
Secretary AMRA NSW Branch Inc

21st March 2011

The 49th SYDNEY MODEL RAILWAY EXHIBITION



1st, 2nd and 3rd October 2011

Whitlam Leisure Centre,
Memorial Avenue, Woodward Park, Liverpool.

**The
Australian Model Railway Association
NSW Branch Inc.**

invites entries in our

OPEN MODELLING COMPETITION

Six categories each with a \$100 prize pool
School Students Encouragement Award
AMRA President's Cup for Best of Show

Entries close onsite, 6pm Friday 30th September

To request an application kit:
PO Box 277, Mortdale NSW 2223
visit www.amransw.asn.au
or ring (02)9153-5901 and leave a message

N Scale Layout

The Leafton control panel has had most of the point motor LEDs connected, still two crossovers to be done. The trackwork at Dine-on yard is being modified to suit the new arrangement.

David Bennett

N Scale Layout Coordinator

A NSWGR 421 class locomotive stands on the N scale layout.

PHOTO by
Mark Dalli



Raffle Layout

The wooden frame has been manufactured and is free standing on its own legs. The risers to support the plywood track bed will soon be added and the edge plywood will be glued in place ready for profiling.

David Bennett

Raffle Layout Coordinator

>David Bennett and Robert Merrick work on the Raffle Layout.

PHOTO by Mark Dalli



O Scale Layouts

Sorry it has been a while since our last report but with so much happening on the Exhibition layout and with our regular reporter away we will try to bring you up to date.

Firstly thank you to all those who helped prepare and run the layout on the open weekend; according to all reports it was thoroughly enjoyed by all. Not a lot has been happening on the fixed layout lately but it's been full steam ahead on the Exhibition layout.

It has only been 6 months since we started on the layout and at present all modules have tracks laid on them and the wiring of the layout has started.



PHOTO by Mark Dalli

Maurie is well underway with the building of the control panels with thanks to Dave from N scale for building the boxes for the control panels to go on. Storage racks have been built to store the modules in. Thanks to Lance and his son Craig. Bruce has painted them and they are in the process of having wheels fitted to them.

Thank you to all that are helping with the layout (you know who you are) and at the rate things are progressing we will have the layout READY for Liverpool to the relief of some worried people.

Till next time
O scale committee



U S steam locomotive 4449 travels along the DCC tracks on the O scale layout.

PHOTO by
Graham Tindale

H0 Scale Layout

5205 hours of operation

Detectors

The last work day (15th of May) was a date to be put on the calendar. The last of the continuous run detectors were installed on the main line. It's a huge pat on the back for the many, many people who have worked on this part of Stoney Creek. The next part to be tackled (as far as detectors) is the Fayenton Branch, Fayenton Good sidings and power section Up 11 & Down 11. With the Fayenton Branch and Fayenton Good sidings being bi-directional it doubles the amount of detectors required (one detector for each direction).

PLC numbers 1 & 2

Behind the #1 and #2 PLC there is a lot of connections (and many more to come). On the last work day there was another milestone, the last of the cables between the PLCs and the KRONE terminals were completed. This small statement represents months of work in this area, well done Barry.

Detector Outputs

The last work day saw the remaining (installed) detector output cables terminated on various local boards, it is all part of the master plan, every job HAS to be done and it all takes time.

Operation

At times the layout committee talk about requirements for the operations on our layout. Last work day during one such talk, it was pointed out that we do not have any turn back at Read for passenger trains that terminate (platforms 4 & 5)

Platform 4 & 5 are the end of the Main Line that starts at the concourse end of Fayenton platform. The track between Read (platform 4 & 5) and Deawey is called the "South line"

Several ideas have been put forward.

Controllers

It's so nice when people ask for project work to do with Stoney Creek. Quietly working away in the background is one gentleman who is doing many important jobs for AMRA. When asked for a progress report RE: the controllers he said they have been on the back burner for a while but now they have floated to the top of his to do list. Even though there is little physical work done there has been much planning. We only need 40 controllers for Stoney Creek, 36 in service and some spares.

Denis Gilmore

Stoney Creek Layout Coordinator

4401 stands at Yerriyong up yard.
PHOTO by Thomas Durber



Australian Model Railway Association (NSW) Inc presents

The 49th Sydney Model Railway Exhibition

October Long Weekend

Photo by M Wilcockson



1ST, 2ND & 3RD OCTOBER 2011

SAT & SUN 9AM - 5PM MON 9AM - 4PM

**WHITLAM LEISURE CENTRE
MEMORIAL AVENUE, LIVERPOOL**

Adults	\$ 12.00	Seniors	\$ 9.00
Children	\$ 6.00	Family (2 Adults & 2 Children)	\$ 30.00
Multiday Pass	\$ 24.00		

- More than 70 layouts and trade stands
- Parking by gold coin donation to Liverpool SES
- Layouts in N, HO, O & G scales and narrow gauge
- Rides on Thomas the Tank Engine



Exhibition Details at:

www.sydneymodelrailwayexhibition.com
or exhibamransw@optusnet.com.au

AMRA NSW Members Model Gallery Issue 4

If you have an Australian model that you have built/detailed or weathered and you would like your work showcased in Mortdale Matters, please send me (Mark) an email to mdalli.mmatters@gmail.com with a paragraph about your model work and (optional) 1/1 scale (real life) info and of course photos of your model. If you do not have a camera I can take photos for you when I am at the clubrooms. If you do not have internet you can leave a hard copy at the clubrooms and I will pick it up.

I encourage everyone to send something in. It does not have to be the top of the line, it can be as simple as a weathered loco or rollingstock item.

Mark Dalli

Mortdale Matters editor

NSW 422 class locomotive by Col Shepherd and Lance Pickering

Twenty of the 12 inch to the foot 422 class of NSW Government Railways diesel Co-Co locomotives were delivered in 1969 and 1970. They were built by Clyde Engineering at Granville, NSW. The EMD 16-645E engine developed 1,640 kW (2,200 hp), and had a theoretical maximum speed of 124kph.

They proved to be trouble free. Used frequently double-headed on named expresses such as The Southern Aurora, Intercapital Daylight and Spirit of Progress. All 20 are still in existence, although not all in service.



Genesee & Wyoming Australia's 2210 (a 22 class) is an ex 422 class. PHOTO by Mark Dalli

Over the last few months seven of the 7mm to the foot (O scale) variety, built by the Pickering (Lance)/Shepherd (Col) consortium, have been delivered to AMRA(NSW) members. They were not "finescale" but designed to be robust for everyday use by members. Such was the popularity of these models that seven more have been ordered.

Although some of the challenge may have gone from making 422s, we are told other orders may be entertained – provided you are in no hurry!

So Mortdale Matters thought it had better find out more about how these model gargantuans of the three rail tracks are constructed.


We started off by visiting Lance Pickering in the leafy southern Sydney suburb of Engadine. Here in the subterranean workshop, we witnessed how the mould for the body is made. He has two methods; the hard way and the easy way.

The first entails starting with a block of wood (plug) slightly under the scale size of the central section of the locomotive and which has been roughly hewn into the basic shape. On to this is placed sheet wax and modelling clay until it exactly replicates the Clyde version; an intricate process involving photographs, blueprints, specification charts, patience, artistry and improvisation, such as using a hair comb to recreate the radiator grills. This is then "boxed/fenced" in wood leaving a few millimetres spare into which is poured silicon rubber (see photo 1 and 2).



Voilà. We now have three moulds from which final models can be manufactured. This is achieved by applying a releasing agent and Gelcoat into the three moulds and "simply" adding fibreglass and resin. Glue the three parts together and one body is ready (photo 3). Well, by ready, we mean it then has to be honed (sand-papered, filed and polished) to perfection before being painted, lined, decaled and adorned with pipework, railings and windows. The latter is perhaps the hardest and time consuming, strange as it may seem.

The same moulds and process can then be used to create model number 2, and 3, and so on.



The other (easy) method is to start with the first model and make a silicon rubber mould straight from it. Bear in mind that any, even minor, imperfection in the original will be repeated. However, with this rubber mould relative mass-production can occur (photo 4).

Ask Lance how long all this takes to build one and he'll tell you a quarter of a lifetime; in other words a ruddy long time. So if you have one of the models, or are expecting one, be grateful you are not paying \$100 an hour for labour!

Ah, you say, but what about all the metal things below the running boards. That is where "master-builder" Colin Shepherd comes into the picture. Was your scribe brave enough to visit his 100 year old workshop in inner-city Marrickville? Not on your life! To say it is somewhat cluttered wouldn't do it justice. In any case, this marvel of model building isn't keen to have his secret processes revealed



to the masses. So, all we can say is have a close look at the result. Every single piece – mostly brass - (except the motor) has been turned, fitted, sawn, moulded, soldered, bent by the master (photo 5).

If one needs proof of the mastery, suffice perhaps to say that a model of a Silver City Comet 4 car set he built and sold in 1952 for £38 recently sold (in much the same original condition) for \$3,000.00.

The result; seven happy customers and more to come. Photo 6 shows why.

In conclusion, let me say two things. First, the art of scratch building is still alive and well, at least at AMRA (NSW), Engadine and Marrickville. This may be the era of well constructed relatively cheap mass manufacture but the satisfaction of doing it yourself is still possible.

Second, one of these models took out second prize in the 2010 Liverpool open railway modelling competition. The judges commented that it was "of strong construction, competent engineering, and good general likeness to prototype, sound paint job and good go at lining". Some might suggest the judges should themselves get a prize for being masters of understatement!

Bruce Harris
Member 6286

ALL PHOTOS ON PAGE 14, 15, 16 AND 17 BY Bruce Harris.



RailCorp's A, M, T, G, S and V set Suburbans - Differences

Photos By David Lane



Railcorp's new waratah train (A3) at Revesby (PHOTO by Thomas Durber) and M8 at Homebush. There are many differences between the A set and the M set, such as grills, lights, shape and units.



T21 and G9 at Homebush station. The T set has grills at the bottom of the cab (close to number) compared to the G set which has grills under the cut-back nose.



S18 and V17 at Homebush station. The S set has square flat ends compared to the V set which is more streamlined then the S set as well as the differences of lights and indicator boards.

12 inch to the foot scale (The Real Thing)



Grubby NR11 leads freshly painted NR9 and an unknown NR though the new Wodonga bypass/
station with 4WP2 steel.

PHOTO by Mitch Morgan



CFCLA's VL352 and RailPower's S312 lead 3996 El Zorro grain train past Unanderra. S312 hadn't
even been in service for 6 hours when this photo was taken.

PHOTO Thomas Durber



Barry Wilcockson

Photo of the issue goes to Barry Wilcockson