

Mortdale Matters

May 2010




Australian Model Railway Association
New South Wales Branch Inc. News

Welcome to the May 2010

Mortdale Matters

Welcome to the May 2010 edition of Mortdale Matters.

It's already May, wow time has just flown. Sorry that this edition is a little late it has taken some time to gather information. During my holidays I visited Melbourne for the Australian Junior National Tenpin Bowling Championships, I bowled well, some of the best bowling I have ever done. I won't tell you everything, but I did bring back a silver medal for A grade doubles. In my spare time my family and I explored Victoria. Somehow I made the time for some train spotting and went to the Bellarine Peninsula Railway in Queenscliff. Enough about my holidays. What a great couple of months it has been at our club. The open weekend was a very, very big success with a good crowd turnout and positive feedback. The feedback that I was getting in the HO control room was astonishing. People understood the HO layout concept, the train operations, and were just blown away. The layouts were all in full swing HO, N, O and U drive (read page 12). The 24 hour run in April was unbelievable as usual with the HO, N and O scale layouts all operating, good job for those who stayed. We also have a new layout called East Matelend (read page 6). The structured running nights have been interesting with Electric Traction night as well as Australian Diesel night. The next upcoming structured running night will be European train operations. The 2010 Sydney Model Railway Exhibition is in progress as we speak, the location again is at the Whitlam Leisure Centre at Liverpool, over the October long weekend. This is my second issue and I did make some grammar and spelling mistakes in the last issue such as the spelling of scand (should have been scanned) in the "O" gauge report. Hopefully I won't make many, if not any, mistakes in this issue. Hope you enjoy this 16 page issue of Mortdale Matters.



Happy Modelling

Mark Dalli

Mortdale Matters Editor

Subscribing to Mortdale Matters

You can subscribe to *Mortdale Matters* by contacting our publicity officer, Philip Lee. Philip can be contacted either in person or by seeing a Duty Officer at the clubrooms, or by e-mail: pjlee@iinet.net.au. The preferred method of distribution for *Mortdale Matters* is via email. The file size for *Mortdale Matters* is usually around 2 to 3Mb. *Mortdale Matters* is also available via post or care of the clubrooms for those without a suitable internet connection. There is also a limited number of copies at the clubrooms for those not on our mailing list. *Mortdale Matters* is also available to download on our website: www.amransw.asn.au

Submitting to Mortdale Matters

With so much continually happening at our Clubrooms, it's easy for something to slip through the cracks. *Mortdale Matters* especially needs photos! Prototype photos will also be included with each issue but the main focus will always be on Branch activities and events. Any prototype photos or information will be considered. If you have a photo please send it in, even if you don't think it will be published in the next issue just try, you'll be surprised. Just leave a disk or CD in the Journal pigeonhole in the office with the photo and a brief description of the photo. The image size does not need to be larger than 1024 x 768.

I must emphasise that ALL submissions must be original material, i.e. photos that you've taken yourself or articles that you've written yourself.

Material is published in *Mortdale Matters* at the committee's discretion.

The deadline for submitting material for the July 2010 issue is strictly 20th of June 2010.

Around the Clubrooms

On the Cover: 4497 stands at Cooks River with an empty container train.

PHOTO: Denis Gilmore

On the back Cover: 4204 and 4486 on (3801 Limited's) Cockatoo Run at Sutherland station on the 21st March 2010.

PHOTO: Rod Fussell



ABOVE: A Freight Australia loco with louvre vans and grain hoppers on AMRA's N scale layout.

PHOTO: Mark Dalli

BELOW: CPH28 ready to pass through Deawy on AMRA's HO layout.

PHOTO: Mark Dalli



BELOW: NR53 stands at Read yard on AMRA's HO layout.

PHOTO: Mark Dalli



ABOVE: Two American locos stand on the O gauge layout.

PHOTO: Mark Dalli



O Scale Photos



ALL
PHOTOS:
Mark Dalli



N Scale Layout Report

The shelf to support the television for the Loco camera has been built, painted and installed along with a new powerpoint to supply power for the equipment. Steve Edwards has assembled and installed a fettlers' shed in the yard at Bownen. The plywood has been purchased for the extension over the stairs.

David Bennett

N Scale Layout Coordinator



LEFT: A steam locomotive with a small mixed freight on AMRA's N scale layout.

PHOTO: Mark Dalli

RIGHT: 60066 with a passenger train on AMRA's N scale layout.

PHOTO: Mark Dalli



Raffle Layout Report

The plywood and timber has been purchased for this layout and a start has been made on the frame.

A box of track and four points have been purchased so we can start building the layout in earnest.

David Bennett

Raffle Layout Coordinator

"OUR NEW LAYOUT"

East Matelend

The management committee is keen to have AMRA back on the exhibition scene as an exhibitor and not just running the annual exhibition. When we heard that Epping Model Railway Club was selling one of their exhibition layouts, East Matelend , it was decided to make a bid to purchase it.

Our bid was successful and the layout and storage racks were delivered to the clubrooms by the Epping Model Railway Club. The layout was set up in the exhibition layout room to give it a test run, and it looks exceptionally good. The layout has been exhibited by the Epping Model Railway Club for many years. Some of the scenery is looking a little tired, and plans are underway to refresh and renew some areas.

East Matelend is based on the area around East Maitland station in the Hunter Valley. There is scope for running passenger and goods trains, as well as coal traffic. It has four main lines and room for sixteen trains in the fiddle yard.

Control is by either DC or DCC. Six DC controllers have been built and tested on the layout. An NCE 5 amp Power Pro and two controllers have been purchased so that we can start to realise the DCC potential of the layout.

The layout came without lighting pelmets, so this is another project we will have to undertake before we venture out to exhibitions.

East Matelend is by no means meant to detract from the building of our own exhibition layout, but it will give us an interim layout to take to exhibitions so that we can get out amongst the public and promote AMRA.

Barry Wilcockson

East Matelend Layout Coordinator



LEFT: East Matelend set up for a trial run.

PHOTO:
Barry Wilcockson

"PIZZA DISCUSSIONS" (HO FIXED LAYOUT STONEY CREEK) 11/03/2010 3527 hours of operation


Stoney Creek has not stood still this month but with an eye on the up coming open weekend we have done more cleaning up to making the layout look more neat and tidy.

The Up Yard and turnback at Deawy are now operating for the storage of trains. This is a temporary arrangement; NO shunting until the full-featured control system comes on line. On the positive side there is a soft start/stop when entering or exiting either yard. The turnback has the same feature, and as a bonus we now have a station stop at Deawy.



ABOVE: Glenn Percival demonstrating how to use the temporary control panel at Deawy on AMRA's HO layout..

RIGHT: A birds eye view of Deawy yard on AMRA's HO layout.



BOTH PHOTOS: Mark Dalli

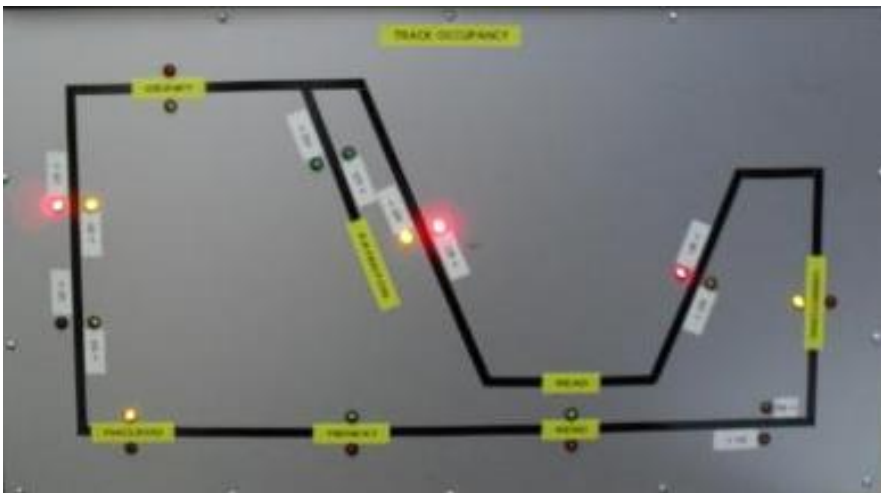
At Fayenton platforms 2 and 3 and the loco release between platforms 2 and 3 have been brought into operation. This is mainly thanks to the efforts of Barry and the on going track laying by Alex Brown.

The last layout committee meeting resolved several items.
See the minutes of the meeting on the clip board (top of steps).

Open weekend is coming up 1st and 2nd of May. I ask all who intend to run on Stoney Creek to "test run" their equipment before open weekend and only bring it to run on the open weekend if it will run without problems. On the open weekend the first thing we should be aiming for is to put the very best image forward for the public as well as enjoying ourselves.

Denis Gilmore

Stoney Creek layout supervisor



LEFT: The track occupancy board in the CTC room tells how many trains are on AMRA's HO layout. and where they are travelling.

PHOTO: Mark Dalli

RIGHT: DL41, NR53 and NR32 stand in Yerriyong Up Yard on AMRA's HO layout.

PHOTO: Mark Dalli





ABOVE: An Austrian weasel double deck push and pull stands on AMRA's HO layout during Electric Traction night.

PHOTO: Denis Gilmore



ABOVE: 623/723 stands in Fayenton yard on AMRA's HO layout.

PHOTO: Mark Dalli

BELOW: Two 46 class locomotives travelling fast to Read during Electric Traction night on AMRA's HO layout.

PHOTO Denis Gilmore



Mortdale Building Report

The five emergency lights have been installed on the ground floor, two of the oldest fittings were found to have defective batteries. As a result new units have been purchased, along with four new light fittings for upstairs. The permanent wiring has been modified for these lights, so once we fit them into a standard fitting they can be installed.

David Bennett
Mortdale Building Manager



ABOVE: Mick Wade upgrading the upstairs lighting for the emergency lighting systems. PHOTO: Mark Dalli

AMRA NSW Branch Inc. PROGRAMME May/July 2010

MAY

Sat	1st	** OPEN WEEKEND **	10am until 4pm, visitor entry by gold coin donation
Sun	2nd	** OPEN WEEKEND **	10am until 4pm, visitor entry by gold coin donation
Wed	5th	"Daylighters" - General Activities (see Notes)	10am until 5pm
Fri	7th	Layout Operation / <i>Structured Running</i> (see Notes)	7:30pm until 10pm
Sat	8th	Layout Operation (see Notes) - <i>plus SCLC Meeting</i>	10am until late
		Ladies Needles & Natter	2pm
Wed	12th	"Daylighters" - General Activities (see Notes)	10am until 5pm
Fri	14th	Feature Night – by Rod Fussell	7:30pm until 10pm
Sat	15th	General Activities & <i>Layout Construction Day</i> plus Monthly Forum	10am until late
Sun	16th	<i>Stoney Creek Work Day</i>	No Facility Fee
Wed	19th	"Daylighters" - General Activities (see Notes)	10am until 5pm
Fri	21st	Layout Operation – European / <i>Structured Running</i> (see Notes)	7:30pm until 10pm
Sat	22nd	Layout Operation (see Notes)	10am until late
Wed	26th	"Daylighters" - General Activities (see Notes)	10am until 5pm
Fri	28th	Train Maintenance and Testing Night	7:30pm until 10pm
Sat	29th	General Activities & <i>Layout Construction Day</i> (see Notes)	10am until late

JUN

Wed	2nd	"Daylighters" - General Activities (see Notes)	10am until 5pm
Fri	4th	Layout Operation / <i>Structured Running</i> (see Notes)	7:30pm until 10pm
Sat	5th	General Activities & <i>Layout Construction Day</i> (see Notes)	10am until late
Wed	9th	"Daylighters" - General Activities (see Notes)	10am until 5pm
Fri	11th	Feature Night – TBA... if not possible General Activities	7:30pm until 10pm
Sat	12th	Layout Operation & Monthly Forum (see Notes)	10am until late
		Ladies Needles & Natter	2pm
Mon	14th	Public Holiday Layout Operation (see Notes)	10am until 5pm
Wed	16th	"Daylighters" - General Activities (see Notes)	10am until 5pm
Fri	18th	Layout Operation – Australian Steam / <i>Structured Running</i>	7:30pm until 10pm
Sat	19th	General Activities & <i>Layout Construction Day</i> (see Notes)	10am until late
Sun	20th	<i>Stoney Creek Work Day</i>	No Facility Fee
Wed	23rd	"Daylighters" - General Activities (see Notes)	10am until 5pm
Fri	25th	Train Maintenance and Testing Night	7:30pm until 10pm
Sat	26th	General Activities & <i>Layout Construction Day</i> (see Notes)	10am until late
Wed	30th	"Daylighters" - General Activities (see Notes)	10am until 5pm

JULY

Fri	2nd	Layout Operation / <i>Structured Running</i> (see Notes)	7:30pm until 10pm
Sat	3rd	General Activities & <i>Layout Construction Day</i> (see Notes)	10am until late
Wed	7th	"Daylighters" - General Activities (see Notes)	10am until 5pm
Fri	9th	Feature Night – by Fred Stell	7:30pm until 10pm
Sat	10th	Layout Operation plus Monthly Forum (see Notes)	10am until late
		Ladies Needles & Natter	2pm
Wed	14th	"Daylighters" - General Activities (see Notes)	10am until 5pm
Fri	16th	Layout Operation – UK / <i>Structured Running</i> (see Notes)	7:30pm until 10pm
Sat	17th	General Activities & <i>Layout Construction Day</i> (see Notes)	10am until late
Sun	18th	<i>Stoney Creek Work Day</i>	No Facility Fee
Wed	21st	"Daylighters" - General Activities (see Notes)	10am until 5pm
Fri	23rd	Train Maintenance and Testing Night	7:30pm until 10pm
Sat	24th	General Activities & <i>Layout Construction Day</i> (see Notes)	10am until late
Wed	28th	"Daylighters" - General Activities (see Notes)	10am until 5pm
Fri	30th	Layout Operation / <i>Structured Running</i> (see Notes)	7:30pm until 10pm
Sat	31st	Layout Operation (see Notes)	10am until late

NOTES

WORK NIGHTS: every Monday night, please check with the appropriate layout supervisor, 7:30pm until 10pm, No Facility Fee

LAYOUT OPERATION: O and N Gauges operational, HO (fixed) *as permitted during construction*

STRUCTURED RUNNING: Sequenced or timetabled operation as organised for each layout

GENERAL ACTIVITIES: the facilities may be used *as permitted* e.g. layout construction, some running, modelling, library, etc

Members Facility Fee unless otherwise indicated: Adults \$5, Juniors/Seniors (70+) \$3.

Guests are welcome unless otherwise indicated

This program may be subject to change without notice where necessary. Updated programmes available from the Clubrooms, or from

www.amransw.asn.au

Address: 48 Barry Avenue (PO Box 277), Mortdale NSW 2223 - Phone (02) 9153-5901, Fax (02) 9153-5905

The 48th SYDNEY MODEL RAILWAY EXHIBITION



2nd, 3rd and 4th October 2010

Whitlam Leisure Centre,
Memorial Avenue, Woodward Park, Liverpool.

**The
Australian Model Railway Association
NSW Branch Inc.**

invites entries in our

OPEN MODELLING COMPETITION

Six categories each with a \$100 prize pool

School Students Encouragement Award

AMRA President's Cup for Best of Show

Entries close onsite, 6pm Friday 1st October

To request an application kit:

PO Box 277, Mortdale NSW 2223

visit www.amransw.asn.au

or ring (02)9153-5901 and leave a message

AMRA NSW

Open Weekend

On Saturday and Sunday of the first weekend in May, people came to our Open Day from all parts of Sydney and beyond to find out about the Club, and to enjoy seeing trains running on our four layouts. Families with small children and teenagers made up quite a high proportion of visitors, due in part to the listing in the Sydney Morning Herald Weekend Planner which was directed at a younger market.

There were many comments about the N-scale layout; the extra detail on the layout countryside, the recently added turntable, the quarry, and of course the camera strapped to a well wagon like an over-gauge load. Trains running across the truss bridge seem to be a particularly attractive item, especially when the camera transmission is viewed on the monitor. You really could be travelling on a real train.

The O gauge showed off its recent improvements in scenery and on-board sound and smoke which attracted plenty of attention. Visitors who had been to previous open days noted the additions and improvements since their last visit, notably the level crossing gates and signals on the layout. Those who understood the complexity of installing a track capable of running either 2-rail or 3-rail O gauge trains, with AC, DC or DCS control on the same track were very impressed.

With up to 10 trains running at a time on the HO layout, with additional trains stored in yards and using the branch line – an addition to since previous open days – there was plenty of action for visitors to follow. Those with a more technical interest appreciated the sophistication and complexity of the electrical side of the HO layout and what it does, and more importantly its potential when complete. The CTC room proved a major point of interest for those who went to see it.

An on-board camera concealed in one of the HO trains is becoming a regular feature. The real-time feed to monitors above the layout, in the traffic control room and downstairs in the dining room is always an attraction. It wasn't long before some of the kids not only identified the train with the camera, but also found that they could get themselves into the picture, one moment of fame!

Downstairs the U-drive was busy. As many visitors were children, it was a hive of activity for much of the time. Junior member Jason Every had it all completely under control, and many kids came back for a second, and a third, turn at the controls.

The event was quite a success in show-casing the Club to the public. By the end of Sunday, 963 visitors had been through our Club facility, had enjoyed the O, HO and N scale layouts, had driven a Thomas engine or an XPT on the U-drive, and refreshed themselves with tea, coffee or lunch at the kitchen or the barbecue. Visitors were generous with their donations as they arrived which is gratifying and helps with our Club's finances.

My thanks to all members and friends who contributed to the event, cleaning and preparing the club rooms before the weekend, setting up early on Saturday, manning the entry and welcoming visitors, supplying and running trains for two days, overseeing the layouts and the U-drive, answering the many questions from interested visitors, keeping the bins empty, and at the end of Sunday as the last visitors departed, dismantling and packing away in readiness for the next event. The two chefs who manned the barbecue hot plate are to be complimented on their culinary skills.

To the ladies who provided morning and after noon teas and lunches from the kitchen, made the sausage sandwiches and ran the craft stall I record a special thank you. The assistance you give the club which runs principally for the benefit of the fellows is greatly appreciated.

Robert Merrick

Open Day Coordinator 2010

Open Weekend PHOTOS



ABOVE: A view of the crowd observing the O gauge layout.
PHOTO: Mark Dalli

BELOW: A view of the crowd observing the O gauge layout as well as the HO layout. PHOTO: Mark Dalli



ABOVE: Thomas on the O gauge layout
PHOTO: Mark Dalli

PHOTO: Mark Dalli



LEFT: The kids liked the sound trains. One of the trains is Rod Fussell's Garratt. It has been weathered and is sound equipped. Photo taken on AMRA's HO layout.

PHOTO: Mark Dalli

12 Inch to the Foot Scale

RIGHT: 8644 stands at Chullora.

PHOTO: Denis Gilmore



LEFT: 442s2 stands at a station, whilst the XPT is departing.

PHOTO: Denis Gilmore

12 Inch to the Foot Scale



LEFT: BL26 and an NR refilling at Port Waratah.

PHOTO: Denis Gilmore

RIGHT: HL203 waits for an RL class to pass a set of points prior to the HL's departure.

PHOTO: Denis Gilmore



ABOVE: 9035, 5010 and a 92 class with 9012 all lined up for duties at Port Waratah.

PHOTO: Denis Gilmore

